


Temporary Shutdown Procedures

Fountain Shutdown




Complete the Fountain Sanitization Procedure at bottom of page



Unplug the electrical cords from the electrical outlet that includes the fountain dispenser and carbonator pump



Turn off the power to the Ice Machine on top of the lobby fountain



Please note that there will be water draining into drain pan due to ice melting for several days.



Turn off co2 supply to the fountain system.


Fountain Startup



Recommend the Ice Machine be sanitized before startup if it has been inactive for 2 weeks or longer. Please contact your Service Provider



Complete the Fountain Sanitization Procedure at bottom of page.



Plug in the electrical cords from the electrical outlet that includes the fountain dispenser and carbonator pump, turn co2 supply on. Remove all Bag-in-Box with expired date codes and dispose of properly.



Turn the key switch to the ON position. Note: The Fountain Ice Bin must be a minimum of 25% full for 20 minutes for proper dispensing temperature



Pour product into a pitcher. Fill pitcher twice and repeat process on all dispense valves

Fountain Sanitization Procedures




Cleaning supplies: Brushes, disposable gloves, safety glasses, sanitizing solution, spray bottle, & unscented disinfectant wipes



Wash hands with soap and water



Don disposable gloves & safety glasses




Prepare 2 gallons of 100 parts per million chlorine-based sanitizing solution in a dedicated bucket



Turn the key switch to the OFF position



Remove all nozzles and diffusers, separate if necessary



Brush the nozzle and diffusers with a dedicated soft bristle flexible brush using warm water



Place nozzles and diffusers in sanitizing solution for 60-90 seconds. Remove and allow to air dry on a clean surface



Immerse a clean brush in sanitizing solution & clean the entire ice chute. Allow to air dry



Brush under each valve with a dedicated brush and sanitizing solution




Clean the drain pan and drip tray with unscented disinfecting wipes



Wipe down the external surfaces of the Self-Serve dispenser cabinet with unscented disinfectant wipes



Wipe down the external surfaces of the valve covers & actuating levers with unscented disinfectant wipes



Replace the nozzles and diffusers back into the bottom of the valves



Pour the remainder of sanitizing solution down the drip tray drain

